

Roof Only: YES / NO

# CONSERVATORIES

Branch:

Account Code:

Company Name:

Tel Number:

Site Address/

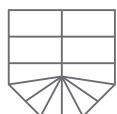
Email:

Post Code:

Job Ref:



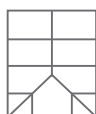
Lean to



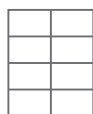
3 Vic



5 Vic



Edw



Gable

Other styles - Please indicate roof plan below or attach

Frame System

**UPLOAD DRAWINGS OR ATTACH SEPARATELY**

**Left View** External view of windows & doors only

**Front View** External view of windows & doors only

**Right View** External view of windows & doors only

Please indicate trickle vents in frames where required

Please indicate trickle vents in frames where required

Please indicate trickle vents in frames where required

Classic Roof

LivinRoof

Supalite

UltraRoof

**Dimensions**  
Please specify

Ext Brick

Int Frame

Width

Projection

Dwarf Wall Height

Frame Height

Door Height

Cill Size

Height Restriction

Transom Drop

Soffit Depth

Firewall Width

Sit box gutter on inner leaf of firewall  
Yes / No

Pack Roof Off

Pack Frames Off

Comments:

**Colour**  
Please specify

External Colour

Internal Colour

Hardware Colour

Threshold (Please specify)

**General**  
Please specify

Doors  
Open In / Opn Out

Master

Hinged  
LH / RH

**Solid Roof Tiles**  
Please specify

Extralight Tile   
Supalite Only

Tapco Slate   
Supalite Only

Ultratile   
UltraRoof Only

Aluminium (RAL 7016 only)   
LivinRoof Only

Colour

**Roof Glazing Poly**  
Please specify

Clear

Bronze

Opal

Bronze/Opal

Heatguard

**Roof Glazing Glass**  
Black Warmedge only

Blue

Blue Sunshade

Neutral Sunshade

Clear

Eco Self Clean (U Value 1.2)

Eco Plus Self Clean

**Frame Glazing**  
Please specify

Low E

Other

Black Warmedge

Gold Spacer

Silver Spacer